

THE PROPER WAY

HOW TO DISPOSE OF MY ORGANIC WASTES?




Did you know that nearly half your household wastes are comprised of organic materials? Table remains, grass clippings and leaves are too often perceived as waste!


Yet decomposed organic materials are precious compost for our gardens and flowerbeds. Furthermore, diverting organic materials from landfills helps to reduce greenhouse gas emissions.



OTHER ACCEPTED CONTAINERS...



Paper bags



Cardboard boxes



Waste bin

EXCEPT



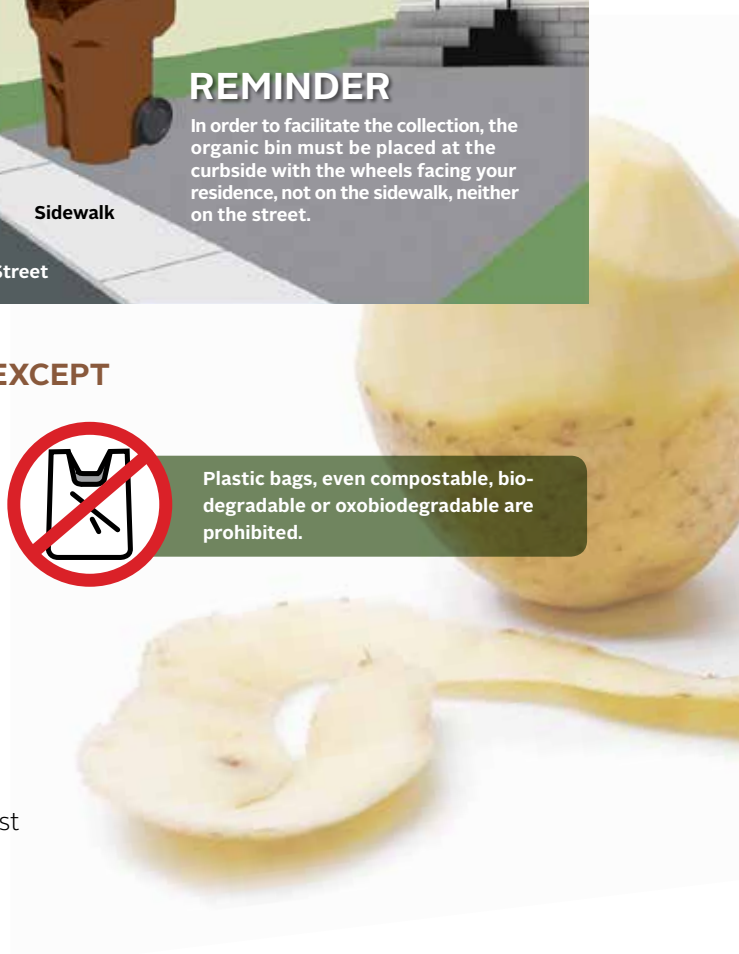
Plastic bags, even compostable, biodegradable or oxobiodegradable are prohibited.

WHAT TYPE OF BAGS SHOULD I USE?

Strictly paper bags can be used.

WHO OWNS THE ORGANIC BIN?

The bin remains the property of the Town and must be left on the premises when you move.



WHAT CAN I PLACE IN MY **BROWN BIN**?

ACCEPTED WASTES

KITCHEN WASTES

Fruits and vegetables
Corncobs
Coffee, filters, tea bags
Bread, pasta, cereals
Nuts and their shells, egg shells
Meat, fish, seafood (raw and cooked), fish and meat bones

OTHER WASTE

Soiled paper and cardboard boxes (newspaper, tissue paper, paper towels, pizza boxes, paper muffin moulds, fries containers, etc.)

Soiled paper dishes

Cooled wood ashes

GREEN WASTE

Grass clippings, leaves, chips, twigs, needles and pine cones
Yard wastes (flowers, stems and weeds)
Evergreen branches (less than 1 meter in length and 5 cm in diameter)
Shrub prunings or hedges
Vines trimmings

PROHIBITED WASTES

Plastic bags, plastic wrapping and packaging (garbage)

Compostable, biodegradable and oxobiodegradable bags

Excrement and pet litter
Sanitary products (diapers, sanitary towels and tampons, cotton swabs)

Logs, branches and barks from deciduous trees
Earth, rock, sand
Polystyrene, etc.
Non vegetable oils and fats
Paint, paint thinner, etc.
Construction wood

BUT WHERE THEN?



WANT TO DO MORE?

CHOOSE GRASSCYCLING FOR YOUR GRASS CLIPPINGS AND LEAF MULCHING FOR YOUR DEAD LEAVES. A GREENER WAY TO FULLY NOURISH YOUR GRASS.